



DELAWARE COUNTY BOARD OF SUPERVISORS

**Senator Charles D. Cook County Office Building
111 Main Street, Suite 1
Delhi, New York 13753**

Telephone: 607-832-5110

**Tina B. Molé, Chairman
Christa M. Schafer, Clerk**

PRESS RELEASE November 17, 2020

Delaware County continues to experience an increase in COVID-19 cases across the county. We continue to have reports of new cases daily as well as recoveries daily. This balance has brought our numbers down, but they remain high and we need to continue to be vigilant in our response. It is imperative that we continue to practice social distancing, wear face coverings when out in public, and wash your hands regularly. As the weather turns colder and we are spending more time in doors these practices are even more important. The numbers in Delaware County are increasing and we are working diligently to get this recent outbreak under control. Delaware County Public Health posts a daily dashboard to show how many new cases and recoveries are reported each day. You can find the dashboard posted to the Delaware County webpage at:

<https://www.co.delaware.ny.us>

Delaware County is reporting ten (10) new cases of COVID-19 today and six (6) recoveries. The known active cases in the County as of today is now 63. To date there have been 286 confirmed positive cases of COVID-19 in Delaware County, with 195 people now under mandatory quarantine and no one under precautionary quarantine. As of today 55 people are isolated and receiving care at home and eight (8) people are isolated in the hospital, 9 people have died and 214 have fully recovered and are no longer isolated or receiving care.

For more information about SUNY Delhi, SUNY Oneonta or any other NY College or University you can access their dashboards at:

<https://www.suny.edu/covid19-tracker>

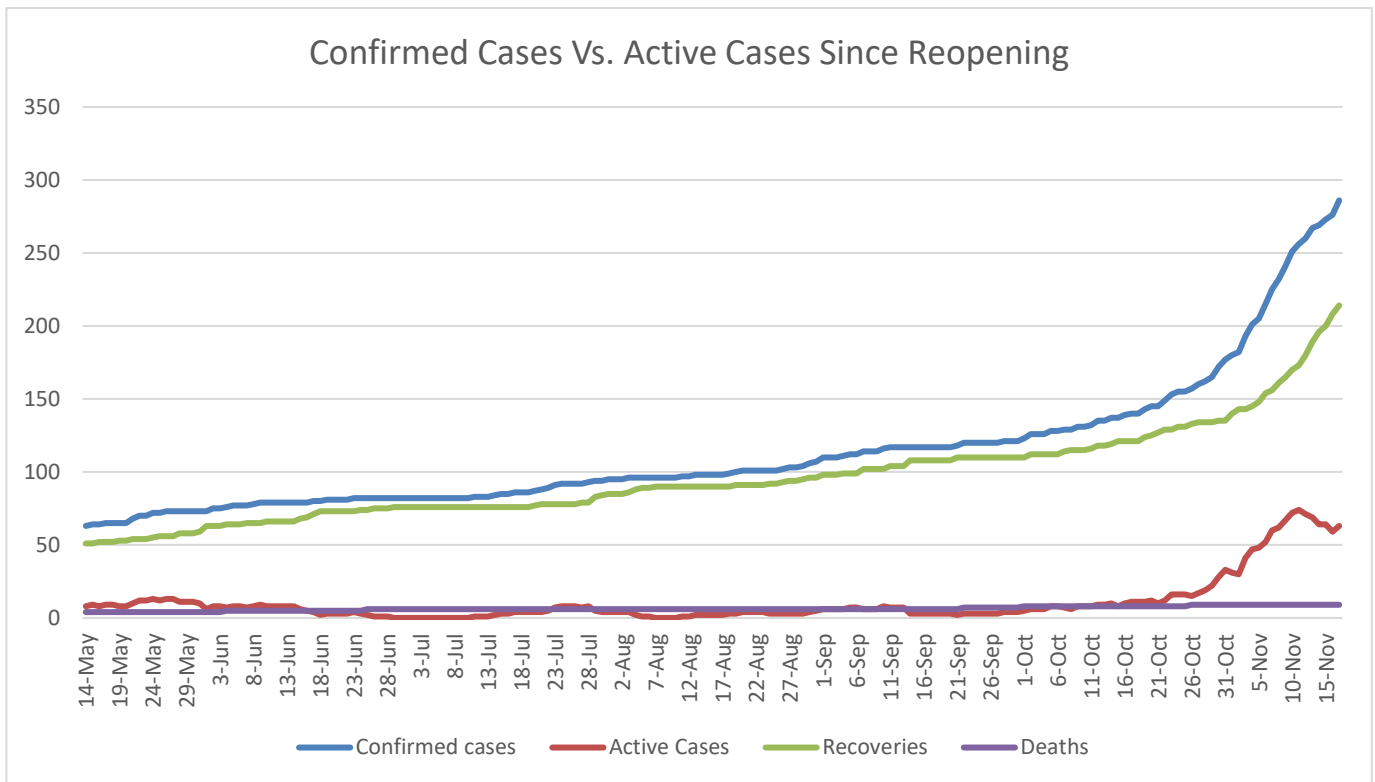
For information regarding your local school districts please refer to the dashboards at:

<https://schoolcovidreportcard.health.ny.gov/#/home>

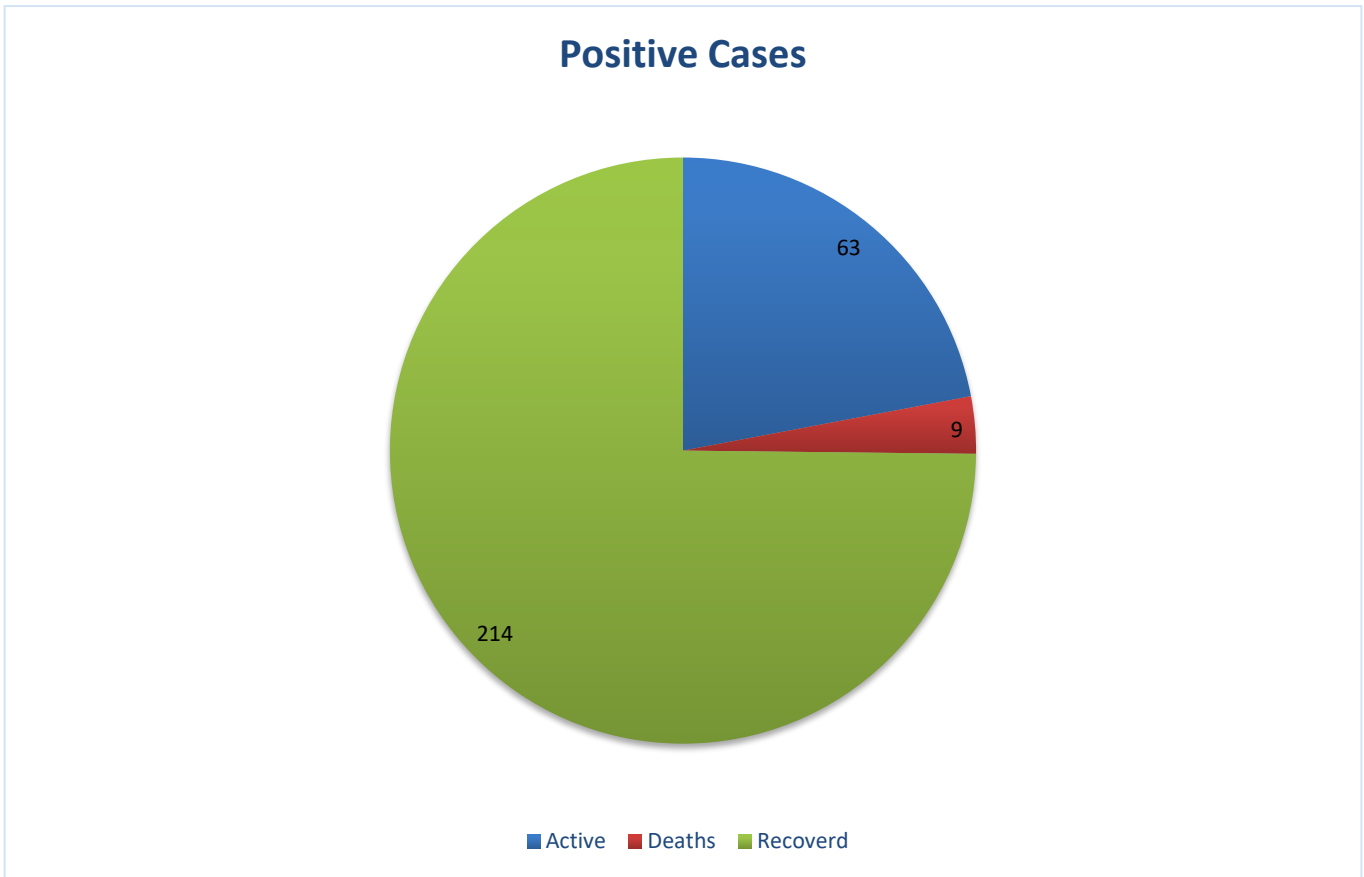
For information about guidance for business reopening please refer to:

<https://forward.ny.gov/>

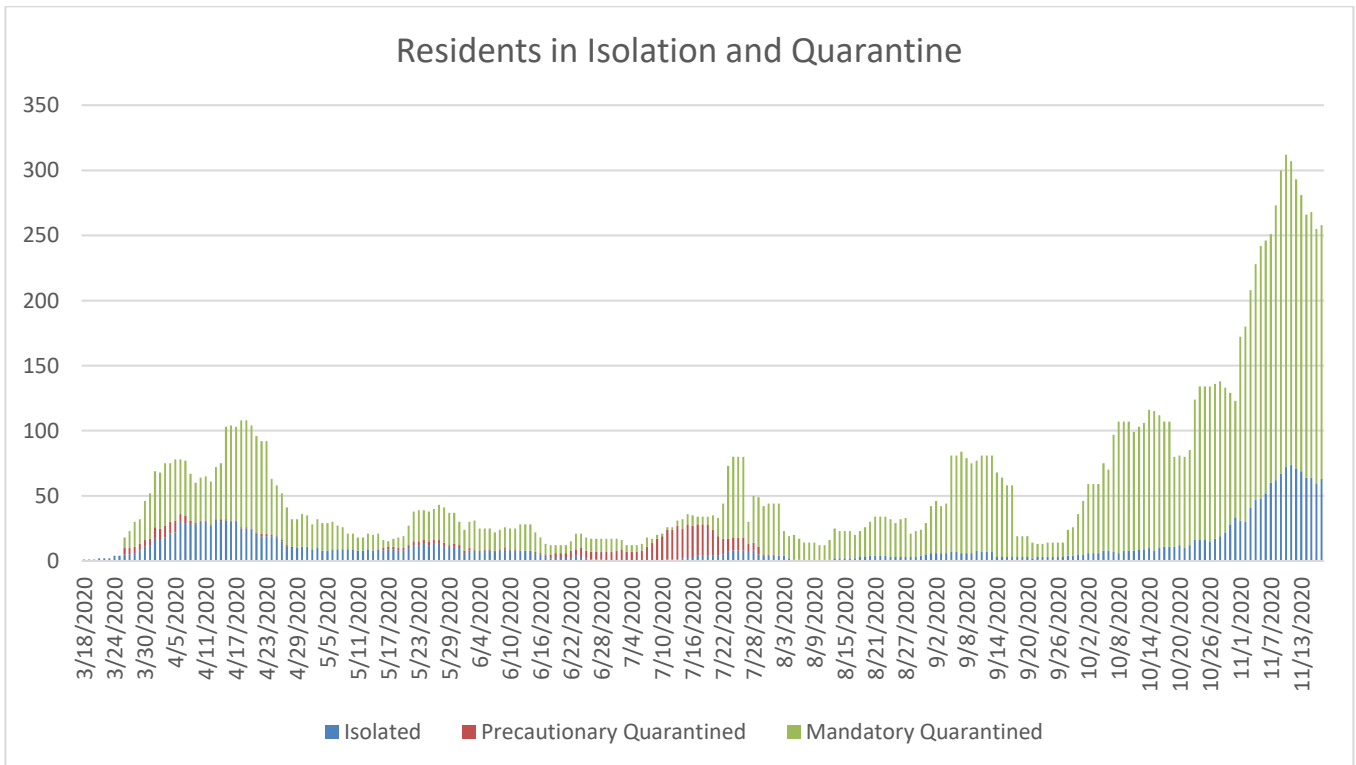
The following chart represents the number of cases since the beginning of our economic reopening Phase 1 on May 15, 2020.



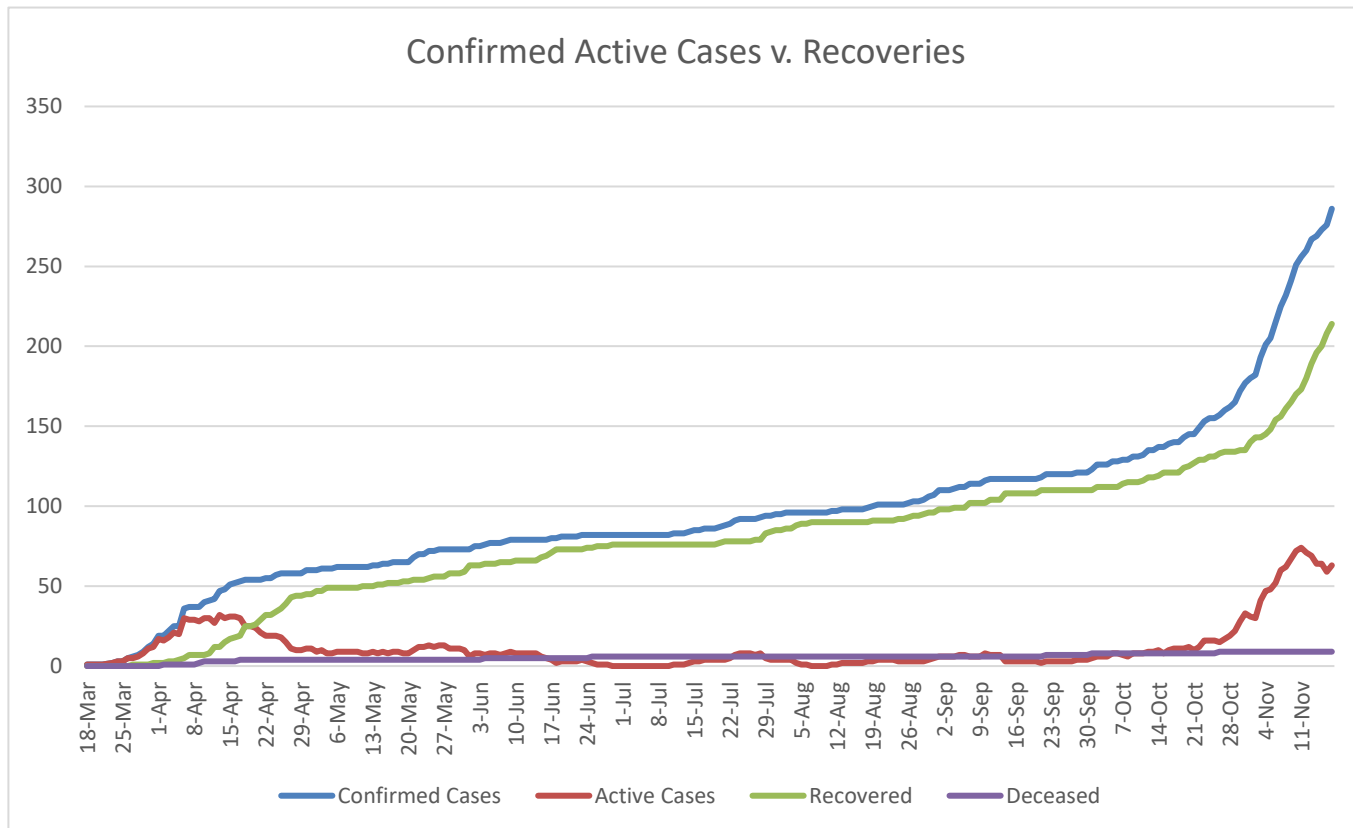
The following pie chart represents the positive cases and their status.



The following chart shows the number of residents quarantined versus those isolated as positive COVID cases.



The following chart represents the total number of confirmed cases in Delaware County in relationship to the number of those cases that have been discharged from care, deceased and active cases of the disease.



The following chart represents the last 14 days of positive reports, active cases, and recovered cases.

