



## **DELAWARE COUNTY BOARD OF SUPERVISORS**

**Senator Charles D. Cook County Office Building  
111 Main Street, Suite 1  
Delhi, New York 13753**

**Telephone: 607-832-5110**

**Tina B. Molé, Chairman  
Christa M. Schafer, Clerk**

### **PRESS RELEASE October 26, 2020**

Sadly, Delaware County has been notified of one death today. We send our deepest condolences to the family and friends impacted. The recent uptick in cases continues in the Southern Tier region so please continue to practice social distancing, wear face coverings when out in public, and wash your hands regularly. As the weather turns colder and we are spending more time these practices are even more important. The numbers in Delaware County are generally stable as we continue to report several recoveries along with new cases. Delaware County Public Health posts a daily dashboard to show how many new cases and recoveries are reported each day. You can find the dashboard posted to the Delaware County webpage at:

<https://www.co.delaware.ny.us>

Delaware County is reporting two (2) new cases of COVID-19 today. The known active cases in the County as of today is now 15. To date there have been 157 confirmed positive cases of COVID-19 in Delaware County, with 119 people now under mandatory quarantine and no one under precautionary quarantine. As of today eleven (11) people are isolated and receiving care at home and four (4) people are isolated in the hospital, 9 people have died and 133 have fully recovered and are no longer isolated or receiving care.

For more information about SUNY Delhi, SUNY Oneonta or any other NY College or University you can access their dashboards at:

<https://www.suny.edu/covid19-tracker>

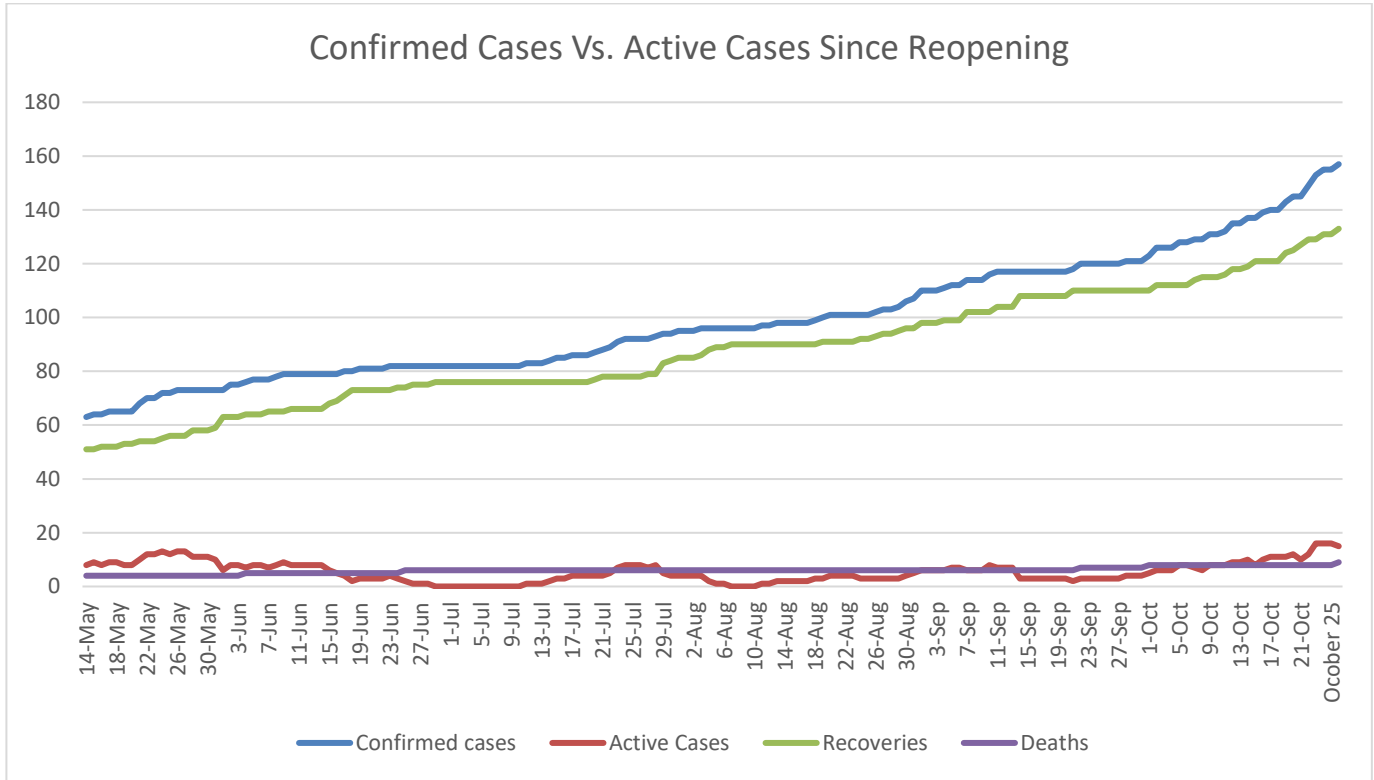
For information regarding your local school districts please refer to the dashboards at:

<https://schoolcovidreportcard.health.ny.gov/#/home>

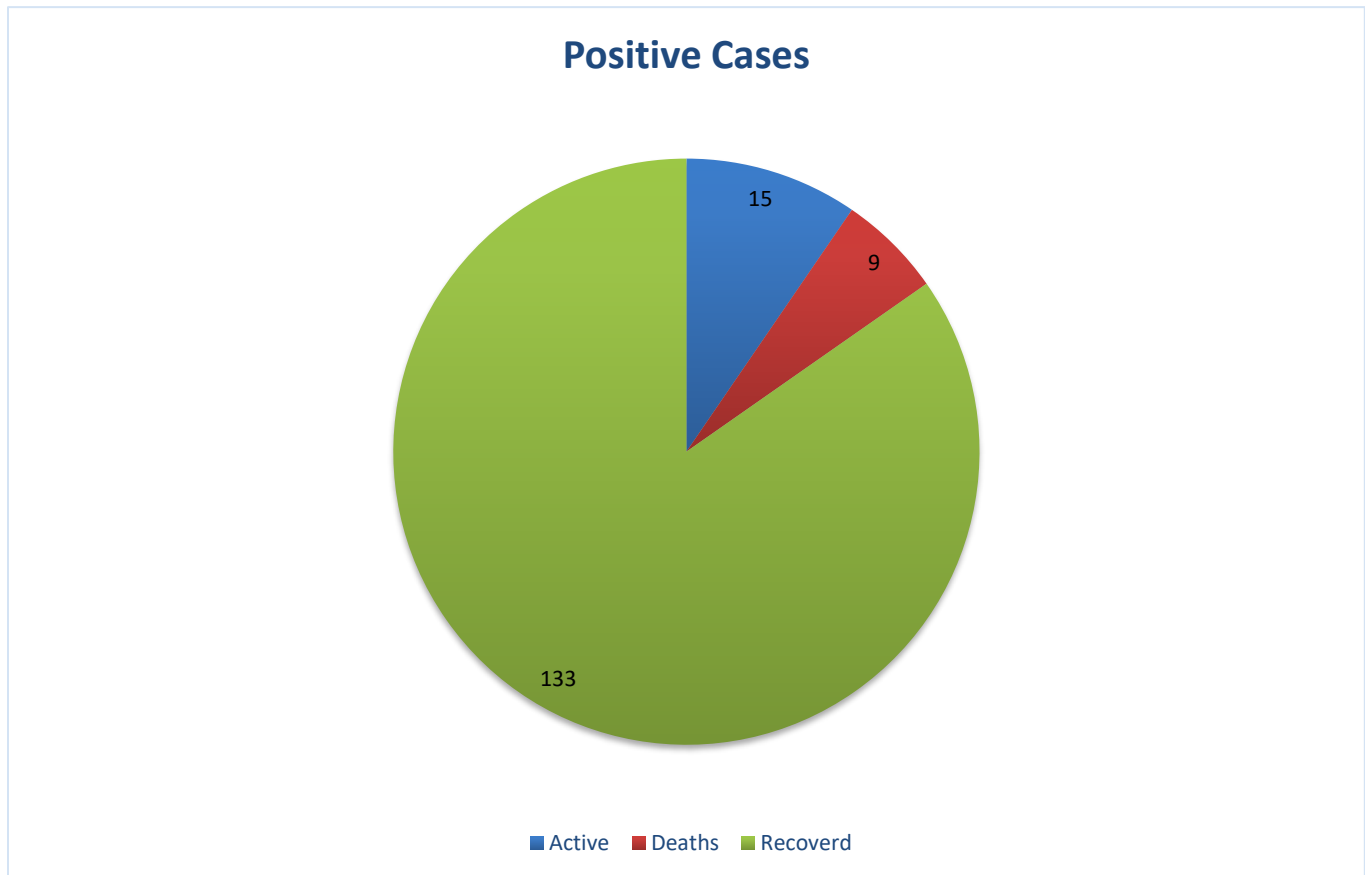
For information about guidance for business reopening please refer to:

<https://forward.ny.gov/>

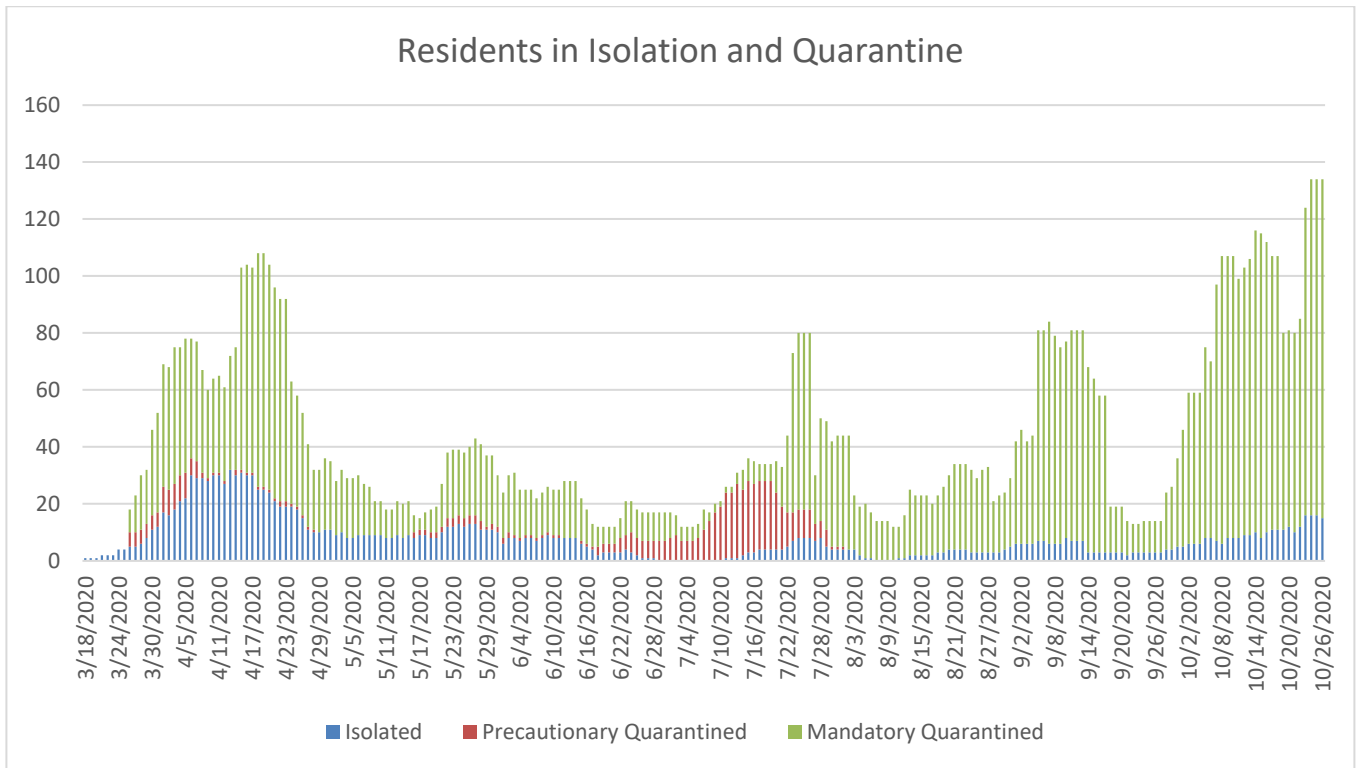
The following chart represents the number of cases since the beginning of our economic reopening Phase 1 on May 15, 2020.



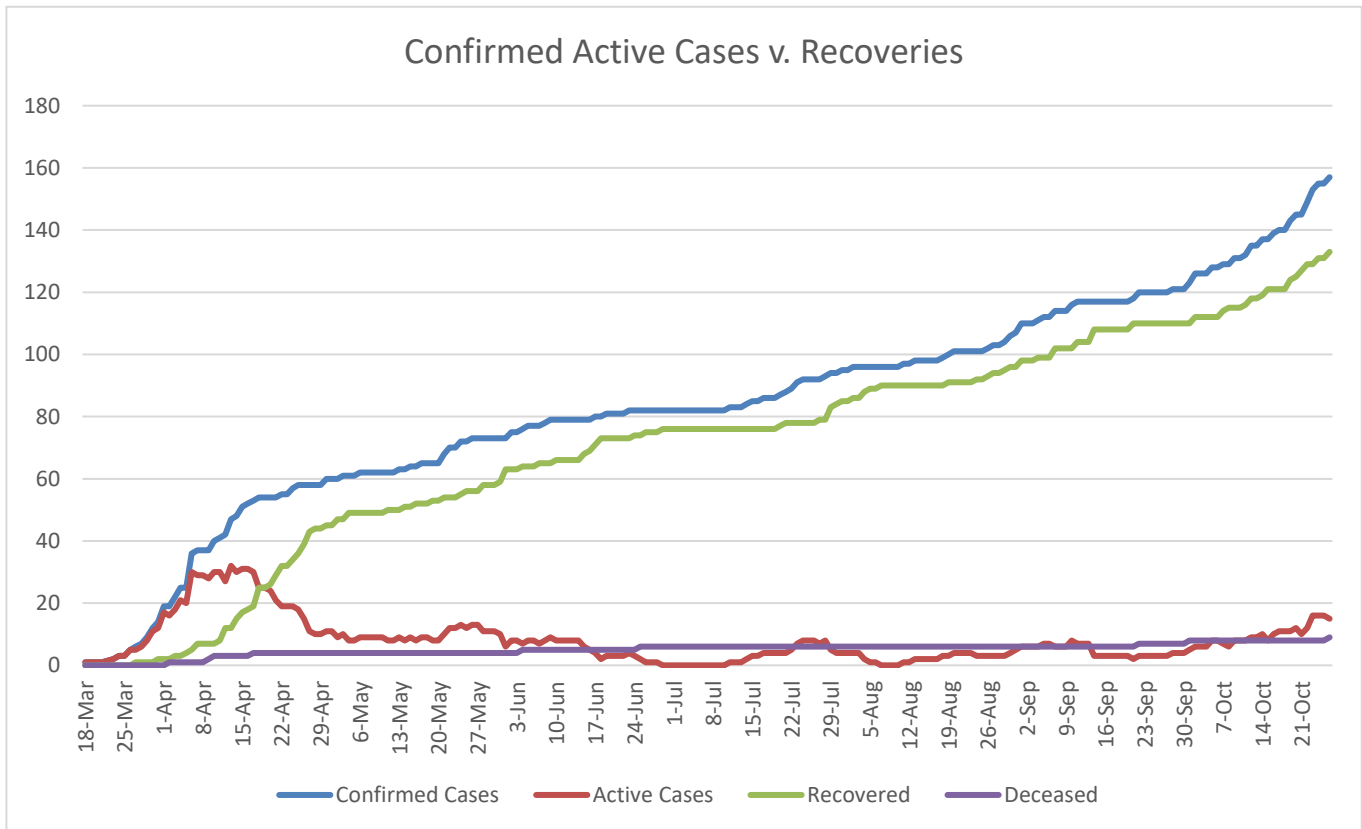
The following pie chart represents the positive cases and their status.



The following chart shows the number of residents quarantined versus those isolated as positive COVID cases.



The following chart represents the total number of confirmed cases in Delaware County in relationship to the number of those cases that have been discharged from care, deceased and active cases of the disease.



The following chart represents the last 14 days of positive reports, active cases, deaths and recovered cases.

